

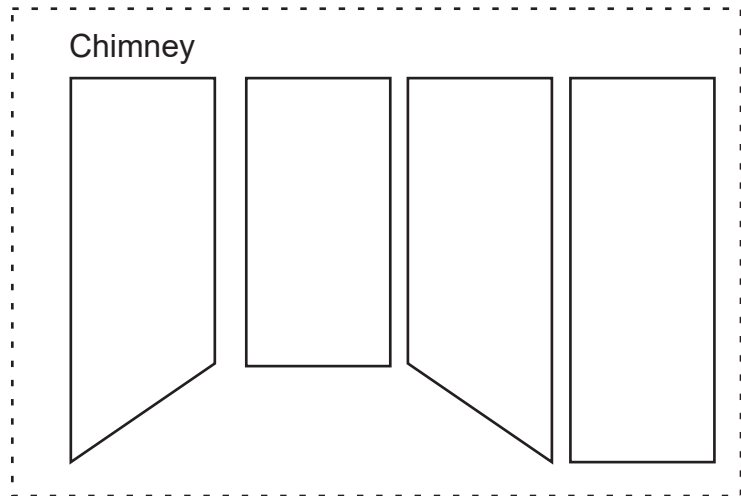
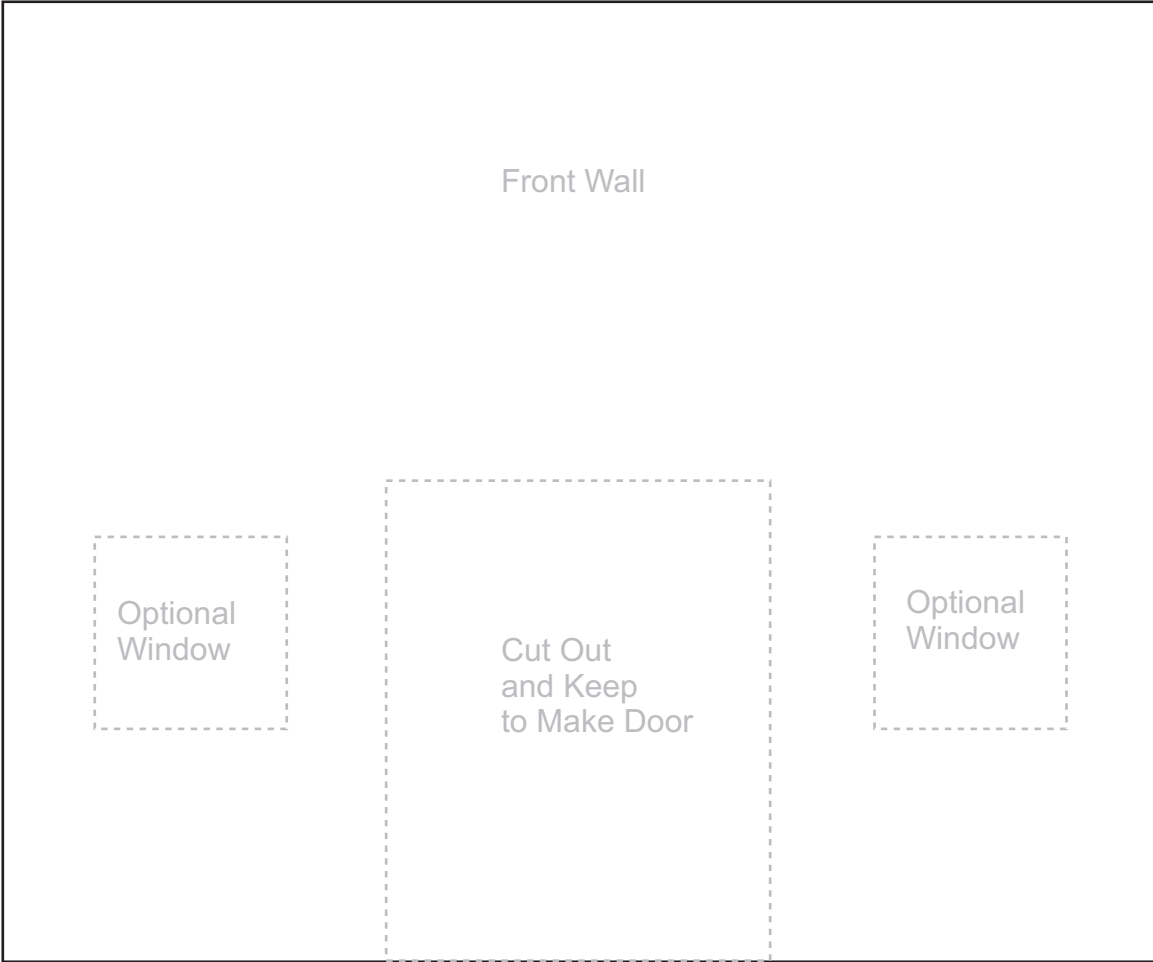





Ginger Bread House Template


Mix 2 batches of our Gingerbread Cookie recipe using Kinnikinnick Sugar Cookie Mix.
Roll out dough to approximately 1/8-1/4 inch thick
Cut template with scissors
Place template on rolled dough & cut
Place pieces on parchment lined cookie sheets
Bake as per package directions. Let cool.
Assemble pieces with Royal Icing "Glue"
Decorate with icing and candies.





Royal Icing "glue"

Beat egg whites from
3 large eggs until stiff
Add 2 1/2-3 cups icing sugar until fully blended
Add more water or icing sugar if necessary
to get desired consistency



End of House

End of House

Kinnikinnick Online
Website: <http://www.kinnikinnick.com>
Blog: <http://blog.kinnikinnick.com>
Facebook: <http://facebook.kinnikinnick.com>
Twitter: <http://twitter.kinnikinnick.com>
Google+: <http://googleplus.kinnikinnick.com>
iTunes Podcasts: <http://itunes.kinnikinnick.com>
Videos: <http://youtube.kinnikinnick.com>
Live Streaming: <http://ustream.kinnikinnick.com>